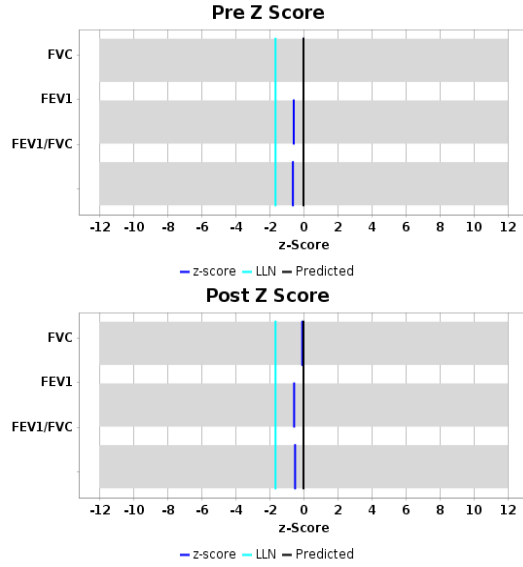
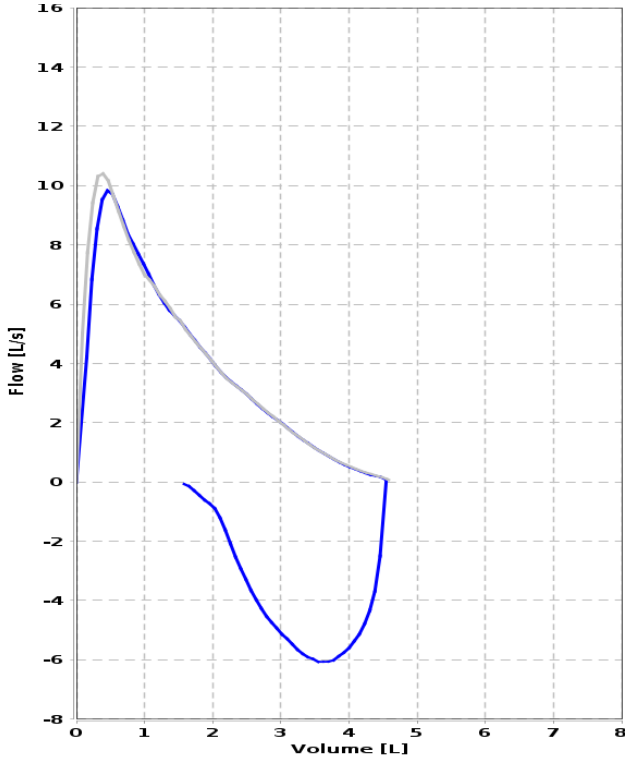


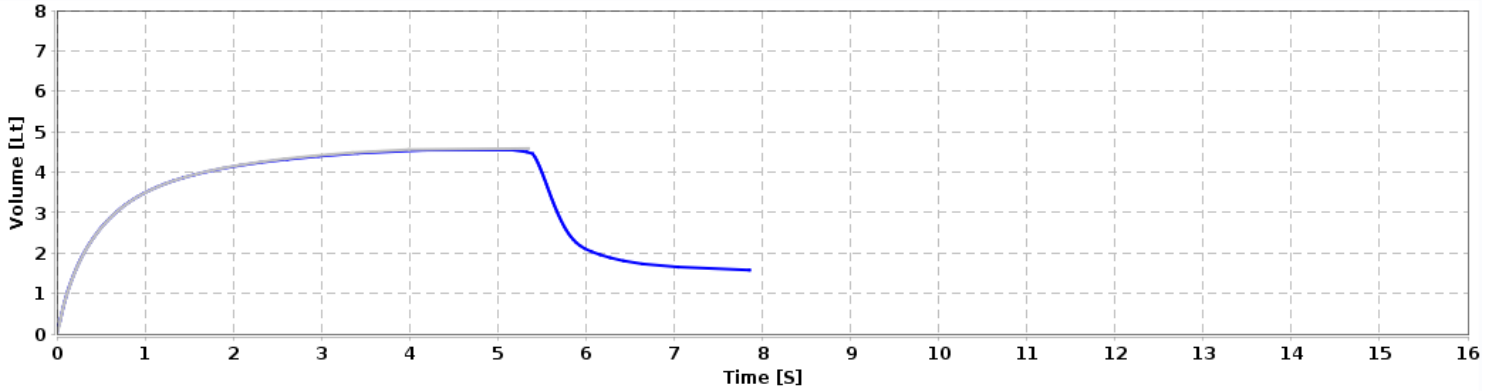
Pulmonary Function Pre/Post Test Report



Parameter	Pre (Best)	Post (Best)
Test Interpretation	Normal	Normal
Test Date	30 Dec 2021 12:36:15 PM	30 Dec 2021 12:38:55 PM

Note:

Post —————  
 Pre —————



Note:

1. Race is required as it is used for Spirometry calculations as per International guidelines.

Parameter	Predicted	LLN	Pre (Best)	Pre %	Post (Best)	Post %	change % ((post -pre)/pre)
FEV1 (Lt)	3.79	0.69	<b>3.50</b>	92.24	<b>3.51</b>	92.59	<b>0.37</b>
FVC (Lt)	4.58	3.58	<b>4.58</b>	100.05	<b>4.54</b>	99.22	<b>-0.83</b>
FEV1/FVC ratio (%)	80.73	69.20	<b>76.30</b>	94.51	<b>77.22</b>	95.65	<b>1.21</b>
PEF (Lt/min)	601.00		<b>625.44</b>	104.07	<b>589.70</b>	98.12	<b>-5.71</b>
MEF75-25 (FEF25-75) (Lt/sec)	4.64	4.64	<b>3.58</b>	77.07	<b>3.85</b>	83.01	<b>7.70</b>

\* % of predicted (P): GLI 2012, NHANES III, Quanjer 1993

This report is generated by alveofit mobile app. This report does not reflect any diagnosis.

**Patient : Jim Sherman**

1985-12-12 | Male | 36 Years | North Indian

HT: 5.9 ft (180.0 cm) | WT: 198.4 lbs. (90.0Kg) | BMI: 27.78

**Dr. Dhruv Chaudhary**

MBBS, MD

Contact No: +919960264447

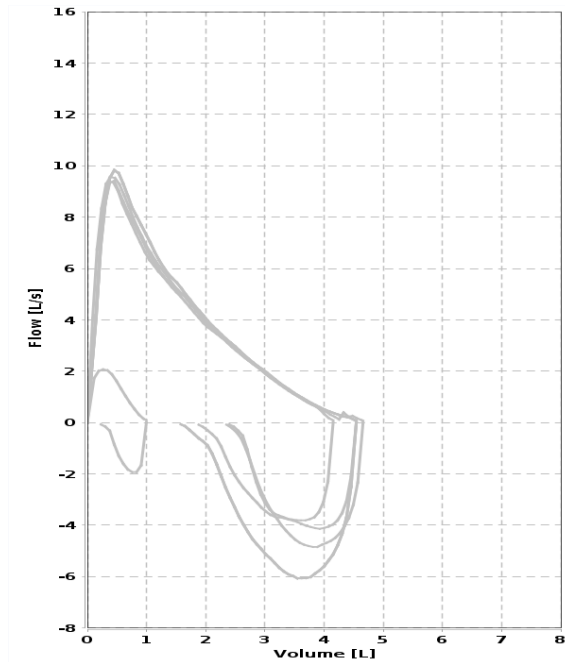
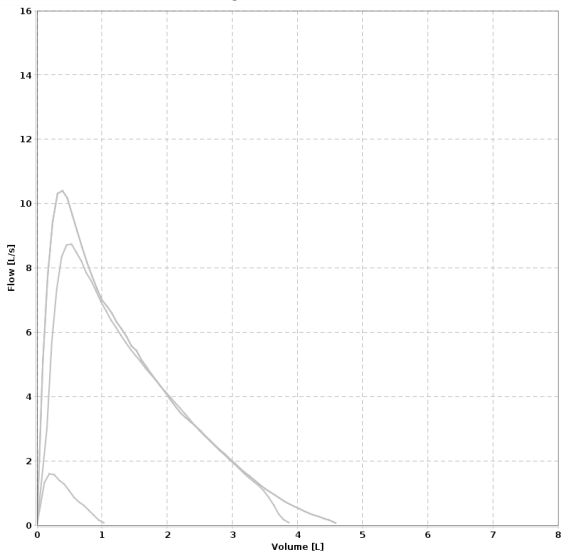
Reg No : Reg No.:

**Pulmonary Function Pre/Post Test Report**

Parameter	Predicted	LLN	Pre (Best)	Pre %	Post (Best)	Post %	change % ((post -pre)/pre)
Duration Exhale (sec)			<b>5.35</b>		<b>5.18</b>		<b>-3.21</b>
MEF25 (FEF75) (Lt/sec)	8.31	5.50	<b>1.26</b>	15.18	<b>1.29</b>	15.56	<b>2.56</b>
MEF50 (FEF50) (Lt/sec)			<b>3.34</b>		<b>3.33</b>		<b>-0.27</b>
MEF75 (FEF25) (Lt/sec)			<b>6.60</b>		<b>6.41</b>		<b>-2.83</b>
Lung Age (Yrs)			<b>72.38</b>		<b>71.84</b>		<b>-0.75</b>
Test Grading			<b>E</b>		<b>E</b>		
AQI			<b>500.0</b>		<b>500.0</b>		
Performed By			<b>Self</b>		<b>Self</b>		

**Note:**

- CG - Coughing, STTP - Slow start, EART - Early Termination, GTCE - Glottis closure of breath, BTV - Back Extrapolated volume.
- z-score is for the best reading.



**Pre Test Report Data**

Parameter	Predicted	LLN	Best	Pre %	z-score	Trial-1	Trial-2	Trial-3
FEV1 (Lt)	3.79	2.95	<b>3.50</b>	92.24	-0.570	3.15	0.90	3.50
FVC (Lt)	4.58	3.58	<b>4.58</b>	100.05	0.000	3.86	1.02	4.58
FEV1/FVC ratio (%)	80.73	69.20	<b>76.30</b>	94.51	-0.620	82.00	88.00	76.00
PEF (Lt/min)	601.00		<b>625.44</b>	104.07		525.70	97.06	625.44
MEF75-25 (FEF25-75) (Lt/sec)	4.64	2.93	<b>3.58</b>	77.07	-0.760	4.27	1.02	3.58
Duration Exhale (sec)			<b>5.35</b>			3.66	3.11	5.35
MEF25 (FEF75) (Lt/sec)	8.31	5.50	<b>1.26</b>	15.18	-4.120	2.14	0.52	1.26

\* % of predicted (P): GLI 2012, NHANES III, Quanjer 1993

This report is generated by alveofit mobile app. This report does not reflect any diagnosis.



**Patient : Jim Sherman**

1985-12-12 | Male | 36 Years | North Indian

**HT:** 5.9 ft (180.0 cm) | **WT:** 198.4 lbs. (90.0Kg) | **BMI:** 27.78

**Dr. Dhruv Chaudhary**

MBBS, MD

Contact No: +919960264447

Reg No : Reg No.:

**Pulmonary Function Pre/Post Test Report**

Parameter	Predicted	LLN	Best	Pre %	z-score	Trial-1	Trial-2	Trial-3
MEF50 (FEF50) (Lt/sec)			<b>3.34</b>			4.16	1.01	3.34
MEF75 (FEF25) (Lt/sec)			<b>6.60</b>			6.87	1.57	6.60
Lung Age (Yrs)			<b>72.38</b>			86.35	178.93	72.38
Session Error						<b>GTCE, BTV</b>	Valid	Valid

**Post Test Report Data**

Parameter	Predicted	LLN	Best	Pre %	z-score	Trial-1	Trial-2	Trial-3	Trial-4	Trial-5
FEV1 (Lt)	3.79	2.95	<b>3.51</b>	92.59	-0.550	3.33	0.92	3.51	3.37	3.47
FVC (Lt)	4.58	3.58	<b>4.54</b>	99.22	-0.070	4.54	1.00	4.54	4.15	4.66
FEV1/FVC ratio (%)	80.73	69.20	<b>77.22</b>	95.65	-0.490	73.00	92.00	77.00	81.00	75.00
PEF (Lt/min)	601.00		<b>589.70</b>	98.12		565.50	124.10	589.70	565.10	577.50
MEF75-25 (FEF25-75) (Lt/sec)	4.64	2.93	<b>3.85</b>	83.01	-0.560	3.63	1.42	3.85	4.00	3.67
Duration Exhale (sec)			<b>5.18</b>			5.41	1.65	5.18	3.90	6.08
MEF25 (FEF75) (Lt/sec)	8.31	5.50	<b>1.29</b>	15.56	-4.110	1.26	0.76	1.29	1.75	1.11
MEF50 (FEF50) (Lt/sec)			<b>3.33</b>			3.37	1.51	3.33	3.59	3.17
MEF75 (FEF25) (Lt/sec)			<b>6.41</b>			6.00	2.07	6.41	6.26	6.24
Lung Age (Yrs)			<b>71.84</b>			79.10	177.91	71.84	77.54	73.40
Session Error						<b>BTV</b>	<b>GTCE</b>	Valid	<b>BTV</b>	<b>CG</b>

**Report Notes:**

---

**Signature**

\* % of predicted (P): GLI 2012, NHANES III, Quanjer 1993

This report is generated by alveofit mobile app. This report does not reflect any diagnosis.

