

Patient : Jim Sherman

1985-12-12 | Male | 36 Years | North Indian

HT: 5.9 ft (180.0 cm) | WT: 198.4 lbs. (90.0Kg) | BMI: 27.78

Test DT: 30 Dec 2021 12:38 PM | AQI: 500.0

Dr. Dhruv Chaudhary

MBBS, MD

Contact No: +919960264447

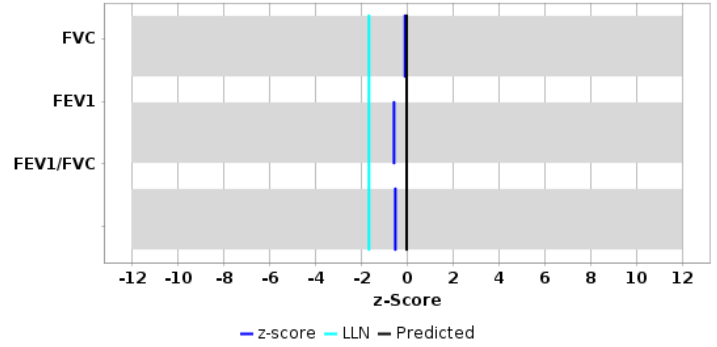
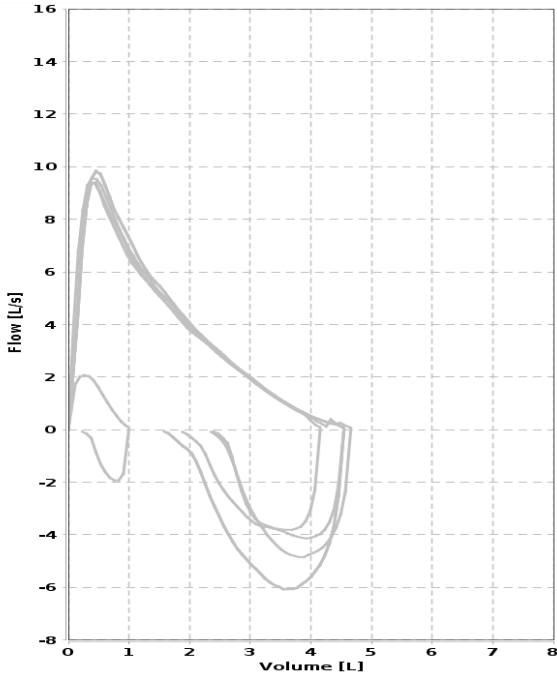
Reg No : Reg No.:

### Pulmonary Function Test Report ( Full Loop Test )

Performed By: Provider

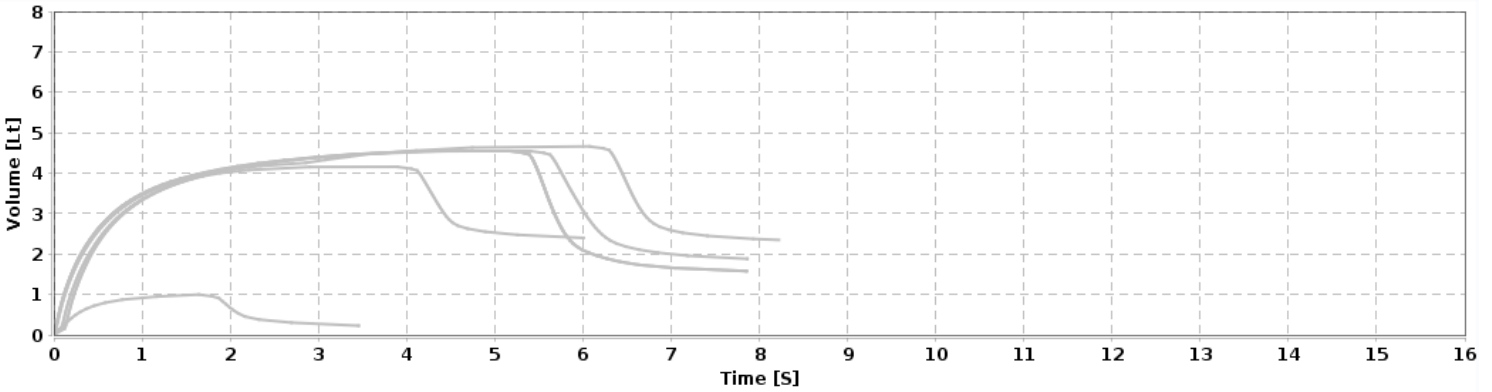
Test Grading: **E Caution!!! Test grading not up to the mark. Please interpret with care**

Test Interpretation: **Normal**



#### Report Notes:

Signature



Note: Race is required as it is used for Spirometry calculations as per International guidelines

### Session Readings

| Parameter                    | Predicted | LLN   | Best          | Pre % | z-score | Trial-1 | Trial-2 | Trial-3 | Trial-4 | Trial-5 |
|------------------------------|-----------|-------|---------------|-------|---------|---------|---------|---------|---------|---------|
| FEV1 (Lt)                    | 3.79      | 2.95  | <b>3.51</b>   | 92.59 | -0.550  | 3.33    | 0.92    | 3.51    | 3.37    | 3.47    |
| FVC (Lt)                     | 4.58      | 3.58  | <b>4.54</b>   | 99.22 | -0.070  | 4.54    | 1.00    | 4.54    | 4.15    | 4.66    |
| FEV1/FVC ratio (%)           | 80.73     | 69.20 | <b>77.22</b>  | 95.65 | -0.490  | 73.00   | 92.00   | 77.00   | 81.00   | 75.00   |
| PEF (Lt/min)                 | 601.00    |       | <b>589.70</b> | 98.12 |         | 565.50  | 124.10  | 589.70  | 565.10  | 577.50  |
| MEF75-25 (FEF25-75) (Lt/sec) | 4.64      | 2.93  | <b>3.85</b>   | 83.01 | -0.560  | 3.63    | 1.42    | 3.85    | 4.00    | 3.67    |
| Duration Exhale (sec)        |           |       | <b>5.18</b>   |       |         | 5.41    | 1.65    | 5.18    | 3.90    | 6.08    |
| FIVC (Lt)                    | 4.58      | 3.58  | <b>2.97</b>   | 64.77 | -2.660  | 2.66    | 0.77    | 2.97    | 1.75    | 2.31    |
| MEF25 (FEF75) (Lt/sec)       | 8.31      | 5.50  | <b>1.29</b>   | 15.56 | -4.110  | 1.26    | 0.76    | 1.29    | 1.75    | 1.11    |
| MEF50 (FEF50) (Lt/sec)       |           |       | <b>3.33</b>   |       |         | 3.37    | 1.51    | 3.33    | 3.59    | 3.17    |

\* % of predicted (P): GLI 2012, NHANES III, Quanjer 1993

This report is generated by alveofit mobile app. This report does not reflect any diagnosis.



**Patient : Jim Sherman**

1985-12-12 | Male | 36 Years | North Indian

**HT:** 5.9 ft (180.0 cm) | **WT:** 198.4 lbs. (90.0Kg) | **BMI:** 27.78**Test DT:** 30 Dec 2021 12:38 PM | **AQI:** 500.0**Dr. Dhruv Chaudhary**

MBBS, MD

Contact No: +919960264447

Reg No : Reg No.:

**Pulmonary Function Test Report ( Full Loop Test )****Performed By:** Provider**Test Grading: E Caution!!! Test grading not up to the mark. Please interpret with care**Test Interpretation: **Normal**

| Parameter                | Predicted | LLN | Best          | Pre % | z-score | Trial-1    | Trial-2     | Trial-3 | Trial-4    | Trial-5   |
|--------------------------|-----------|-----|---------------|-------|---------|------------|-------------|---------|------------|-----------|
| MEF75 (FEF25) (Lt/sec)   |           |     | <b>6.41</b>   |       |         | 6.00       | 2.07        | 6.41    | 6.26       | 6.24      |
| Lung Age (Yrs)           |           |     | <b>71.84</b>  |       |         | 79.10      | 177.91      | 71.84   | 77.54      | 73.40     |
| PIF (Lt/min)             |           |     | <b>364.86</b> |       |         | 248.58     | 116.71      | 364.86  | 229.00     | 291.82    |
| MIF 75 (FIF 25) (Lt/sec) |           |     | <b>5.96</b>   |       |         | 4.12       | 1.94        | 5.96    | 3.80       | 4.63      |
| MIF 50 (FIF 50) (Lt/sec) |           |     | <b>5.26</b>   |       |         | 3.69       | 1.60        | 5.26    | 3.65       | 4.56      |
| MIF 25 (FIF 75) (Lt/sec) |           |     | <b>2.53</b>   |       |         | 2.31       | 0.86        | 2.53    | 2.31       | 2.89      |
| MIF 50/MEF 50            |           |     | <b>1.58</b>   |       |         | 1.10       | 1.06        | 1.58    | 1.02       | 1.44      |
| Duration Inhale (sec)    |           |     | <b>2.48</b>   |       |         | 2.26       | 1.61        | 2.48    | 1.90       | 1.94      |
| Session Error            |           |     |               |       |         | <b>BTV</b> | <b>GTCE</b> | Valid   | <b>BTV</b> | <b>CG</b> |

**Note:**

- CG - Coughing, STTP - Slow start, EART - Early Termination, GTCE - Glottis closure of breath, BTV - Back Extrapolated volume.
- z-score is for the best reading.

**Additional Values**

| Parameter       | Trial-1 | Trial-2 | Trial-3 | Trial-4 | Trial-5 |
|-----------------|---------|---------|---------|---------|---------|
| BEV (ml)        | 429.17  | 0.00    | 0.00    | 416.55  | 0.00    |
| FEF10 (Lt/Sec)  | 9.14    | 1.72    | 9.77    | 9.27    | 9.52    |
| FEF25/5/FVC (%) | 79.91   | 142.15  | 84.76   | 96.42   | 78.84   |
| FEF40 (Lt/Sec)  | 4.38    | 1.87    | 4.40    | 4.58    | 4.22    |
| FEF50/FVC (%)   | 74.08   | 151.41  | 73.33   | 86.37   | 68.15   |
| FEF60 (Lt/Sec)  | 2.33    | 1.13    | 2.38    | 2.78    | 2.26    |
| FEF80 (Lt/Sec)  | 0.89    | 0.47    | 0.89    | 1.28    | 0.75    |
| FEV0.25 (Lt)    | 1.11    | 0.49    | 1.74    | 1.33    | 1.68    |
| FEV0.50 (Lt)    | 2.25    | 0.74    | 2.63    | 2.34    | 2.56    |
| FEV0.75 (Lt)    | 2.90    | 0.87    | 3.16    | 2.97    | 3.09    |
| FEV0.50/FVC (%) | 49.44   | 74.68   | 57.78   | 56.23   | 55.01   |
| FEV0.75/FVC (%) | 63.89   | 87.34   | 69.44   | 71.43   | 66.40   |
| FEV3 (Lt)       | 4.39    | 1.00    | 4.39    | 4.15    | 4.30    |
| FEV3/FVC (%)    | 96.67   | 100.00  | 96.67   | 100.00  | 92.41   |
| MEF95 (Lt/Sec)  | 8.17    | 1.06    | 8.02    | 8.22    | 8.33    |
| FEV6 (Lt)       | 4.55    | 1.00    | 4.55    | 4.16    | 4.66    |
| FEV1/FVC6 (%)   | 73.26   | 92.36   | 77.15   | 81.07   | 74.52   |

\* % of predicted (P): GLI 2012, NHANES III, Quanjer 1993

**This report is generated by alveofit mobile app. This report does not reflect any diagnosis.**